

GEOMETRIC SHAPES

SHAPES TO PRINT OR COLOR



CREATED BY:

FUN-STUFF-TO-DO.COM

INDEX

BASIC GEOMETRIC SHAPES

Circle

Oval

Triangle

Square

Rectangle

Heart

Star

Cube

Cone

Diamond

Crescent

Pentagon

Octagon

Hexagon


Pyramid

Sphere


This booklet compiled by FUN-STUFF-TO-DO.COM is solely intended for individual and educational use. You may not incorporate it either wholly or in part in any product or publication or otherwise distribute it without the express permission of Fun-stuff-to-do.com. However, you may provide a link to this product on our website:

www.fun-stuff-to-do.com/geometric-shapes.html

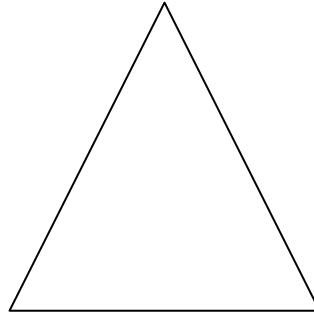
Circle




Oval




Triangle




Square




Rectangle




Heart



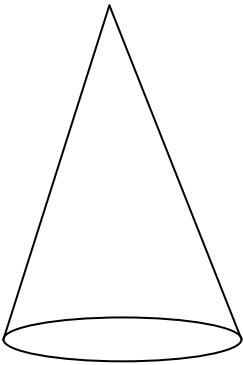
Star



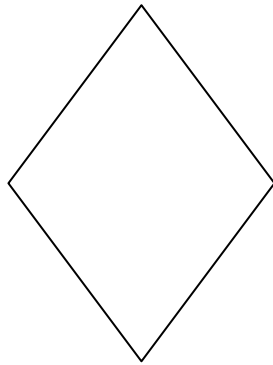
Cube



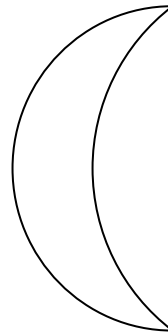
Cone



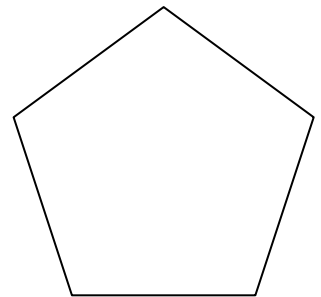
Diamond



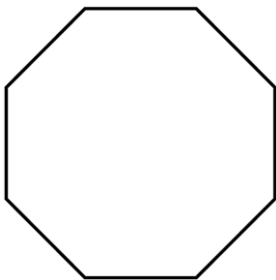
Crescent



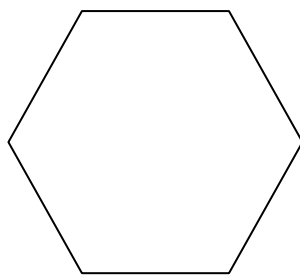
Pentagon



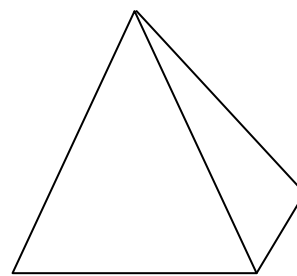
Octagon




Hexagon



Pyramid



Sphere



HOW TO USE THESE SHAPES


- You have an ordinary geometric shape to use
- You have different sizes of the same shape to use
- You have different sizes of the same shape inside of each other but off centre
- You have halves and sometimes quarters to use

You can use these shapes for whatever reason you need them or you can use them to cut out felt patterns, as salt dough patterns, for [embossing](#) and stencilling patterns or any other patterns that you may need. They are perfect for [eraser and potato stamps and printing](#) and many other arts and crafts too.

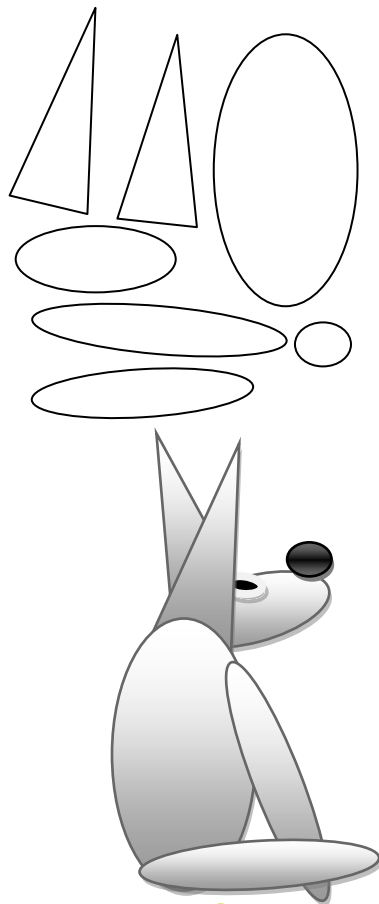
These shapes are in different sizes to make it easy for you to print, cut and arrange as you require.

Try to combine shapes, place them along side each other or inside each other, turn them upside down or sideways for a different effect – color them.


Make a flower



Make a dog



Make a balloon



TRIANGLE SHAPES

